

Updated  
ASBVs

33<sup>rd</sup>  
ANNUAL **YALGOO**  
**RAM SALE**

90 Profit Driving Rams  
1200 Indexed 1½ Year Old Merino Ewes

Saturday 29th January 2022  
11.30am at Yalgoo Woolshed  
Sale interfaced on auctionsplus




[www.yalgoogenetics.com.au](http://www.yalgoogenetics.com.au)



## Yalgoo Genetics:

WELCOME to our 33rd Ram and Ewe Sale.

Thank you for taking the time to consider our program. I hope you all enjoyed the festive season. I'm sure you'll agree that the current combination of grass, high commodity prices and low interest rates is virtually unheard of. I hope you are sufficiently stocked and enjoying rebuilding reserves after some bloody tough times from 2017 to 2019.

Please note all rams have been genomic tested. Unfortunately only 30 rams made the final sheep genetics run in 2021. These rams have been marked in the catalogue with the following symbol: 

The rest of the rams will have updated genomic values by 10/1/22. Be sure to check the changes in ASBV's at the following link: <https://search.sheepgenetics.org.au/catalogue/sales/9409?db=5&user=0&scenario=7> OR on the Yalgoo website OR just go to sheep genetics and click on Merino Sale catalogues.

The good news is that nearly 80% of the genomic tested rams included in the last run had an increase of 6 index points after their genomic information was included.

The sale team's favourable balance of traits is unique. They average top 5% FP+ and top 10% MP+. The combination of top 5% FD, 30% CFW and WEC, positive carcase traits and early growth ensures they will add profit no matter your flock's direction.

After a few years of re-building we are pleased to again offer a large line of fully indexed 1.5yo ewes. The ewes have had data collected and are ranked on our index. This information is available on request. The ewes will be auctioned prior to the ram sale.

We believe Yalgoo to be one of the most ambitious and aggressive breeding programs in the country. Our ambition has always been to breed the industry's most profitable sheep, using supporting benchmarking data and science to provide validation for our clients.

This ambition starts with extreme fleece value; as income is derived from every sheep annually through shearing. Our journey is by no means over but the process of transforming the average Yalgoo merino ewe into a sheep cutting 7kgs of 15 micron wool is well under way. The current mixed age commercial ewe is carrying well over \$100 of fleece value.

The other layers of our direction are:

- Decreasing cost of production through an uncomplicated, non-muelsing, fleece-rot resistant animal with worm resistance. The evidence that we are achieving this, is we have been producing a non-muelsing sheep for 7 years in our high summer rainfall environment. The 2022 Ram sale team has an average WEC within the top 30% of the breed
- Early growth to maximise lamb income and provide the opportunity to mate ewe lambs. In 2020 the average Yalgoo wether lamb sold; dressed out at over 25kg carcase weight
- A carcase and growth profile that will optimise profit per hectare and not compromise stocking rates. This consists of positive carcase traits and an animal that grows quickly and then matures into a moderate, fertile ewe.
- Critically, continue to benchmark our genetics and our business to ensure our goals are being realised and independently validated.

With a growing flock over the next few years Yalgoo will be indexing between 4500 and 5500 ewe weaners annually to compete for a place in our stud ram breeding nucleus. This large genetic scale gives Yalgoo a competitive advantage in accelerating genetic gain for our clients.

Due to the different environments where Yalgoo genetics reside, we have seen extremely good performance under contrasting conditions. The following three examples demonstrate the

importance of genetics that excel in the profit sensitive traits to overall business health:

In the New England in lowest decile rainfall Yalgoo clients were able to generate **\$106 of EBIT per ha/ 100mm**. This is close to **double the EBIT/per/ha /100m** of the best wool producers(top 20%)in the Holmes and Sackett database for 2018.

In Longreach, Yalgoo client Cindy Taylor achieved an outstanding EBIT of \$30/DSE. This EBIT under industry average OH 's and enterprise costs would generate a ROA of around 10% in pastoral QLD.

In Tasmania, the Bennett family have been using Yalgoo genetics for 15 years. In that time they have built what is potentially Australia's most profitable wool flock. The Ashby flock has increased EBIT/DSE from \$8.60 to an astonishing \$77/DSE in 2018. The top 20% of wool producers in the Holmes and Sackett database achieved an EBIT of \$47.36/DSE in 2018. If we take into account the superior business performance of Holmes and Sackett benchmarked businesses to industry average, the case is very strong this is a new mark in wool business profitability.

Our Y/7-15 index continues to be adopted by some of Australia's most profitable wool producers. The Yalgoo index gives our clients the best of both worlds. This index will give more GFW than any other index whilst still putting slight downwards pressure on FD. This approach has also had a strong tick of validation in the recent results of the NSW DPI wether trial. Each year Yalgoo clients have demonstrated a higher level of profitability. Congratulations and thank you to our valued clients for testing Yalgoo genetics.

A good way to compare the genetic merit of Yalgoo rams is to use the CRC's Ram Select tool (<https://www.ramselect.com.au/#/searchCatalogs/>). You can readily compare Rams from different sources using industry indexes OR change the weightings on traits to suit your business requirements.

For the history of the Australian wool industry there has always been a premium for wool 2 microns or more finer than the national clip average. This has increased significantly when the supply of wool 2 microns finer than the clip average has been limited. This is why we have positioned our weighted clip average well below 19 microns. If you are above this, history tells us you will **receive a price discount every year** for your wool.

Over the past 10 years declining terms of trade have presented us with an inflation rate of 2.2%. Good genetics are cheap; the gains are cumulative and offer a comfortable buffer over and above inflation. Yalgoo sheep continue to be profitable even when the cost of production increases. This is because they are not your average fine wool merino . They are unique. They offer MORE GFW-LOWER FD and the right of balance of fertility and cost of production traits!

Yalgoo merinos are unique because:

- ✓ This is one of the highest indexing sales in Australia: 2022 sale team average in the top **5%** of the breed for the FP+ index and top **10%** for MP+
- ✓ Yalgoo merinos bend the Fleece Weight/Fibre Diameter curve. In the past 10 years we have increased genetic CFW by **25%** and decreased F.D by **0.1** micron
- ✓ Yalgoo merinos are non-muelsing
- ✓ Yalgoo rate of gain has been over **twice** as fast as the average superfine flock for FP+ (330%) and MP+(240%) indexes
- ✓ Yalgoo has forged its reputation on wether trial success
- ✓ Every sale ram is backed by **50 years** of objective measurement. Meaning genetic progress is both rapid and assured. Sale rams are mainly drawn from the **top 30%** of the drop
- ✓ Selection is driven by **PROFIT NOT FADS**

Also of note:

- All rams have been genotyped. P/H status available
- All Yalgoo ram's are independently assessed for structural and fertility traits
- All Yalgoo sheep are visually classed for any **economic fault**

### Yalgoo 7/15 Index

In the catalogue you will again notice the presence of our custom index (**Y-7/15**). A detailed description of this index and why we have developed it, are contained within the catalogue.

**This index will increase fleece weight at a faster rate than other industry index.**

### Twins

Twins are likely to be finer, heavier cutting and have heavier body weights than their actual data suggests. One of the advantages of using ASBV's is that this genetic response is already included in the ASBV. Therefore a twin's progeny will perform at a higher level than his own data suggests and this is reflected in their ASBV's.

### Carcass Traits

Although under optimal stocking rates these remain on the second tier of profit driving traits in a wool growing enterprise. We remain mindful of the various uses of our genetics in sheep businesses. We are proud of the balance of secondary profit driving traits like EMD, FAT, YWT and WEC in this year's catalogue.

### Influential 2022 sires:

**Y1670 (poll):** Our most heavily used AI sire. In three years of use 160070 (Billy) has had over 2600 progeny tested. He is the 4th highest used ram in the industry in the past 4 years. Billy just seems to breed better and better each year. He is a wool type/structure and profitability changer.

**ANDO (poll):** Used lightly with good results. Big, proven, plain low cost sheep. Boasts a WEC of -93

**CP379 (poll):** Easy doing, high growth and fertility ram with wool traits that complemented our program. We went back to this ram for his wool quality and uncomplicated body

**Y18002 (scurred):** Highest wool quality ram we've had since 070441. An absolute freak for fleece value, he is the only sire in the breed with his combination of HFW (27.9) and HFD (-4.4). Combined with good growth and WEC he is an important tool for those wanting to fix wool quality and not lose other traits.

**Y17537 (scurred):** Hopefully the next piece in the puzzle for Yalgoo. The only sire in the breed with this combination of CFW, FD and WEC. Super productive sheep with a very white, bright, nourished and stylish wool

**Y15313 (horn):** He is our wool and structure "fixer ram" with a different pedigree. He transmits sweet, stylish, white, weather resistant wool and will improve most traits in one generation. He has topped two sire evaluations and his daughters weaned the second highest number of lambs in the NE sire evaluation. Also featured in the top 20 highest used sires in the industry

**THANK YOU** for taking an interest in our 2022 ram sale. Please don't hesitate to contact us prior to the sale for an inspection or further information.

**2022 YALGOO SALE IS INTERFACED ON AUCTIONSPLUS++**

## A FEW YALGOO GENETIC SUCCESS STORIES FROM LOCALLY AND ABROAD

Bennett Family (Tasmania)	Achieved the unheard of \$77/DSE of EBIT in 2018 and a gross margin/dse of \$99 \$/DSE in their wool enterprise went from \$8.60 to \$42 in 7 years. An increase of 500% after switching to Yalgoo genetics. 3 yr average weaning percentages jumped from 78% to 109% in 8 years on Yalgoo genetics. In 2018 the Bennett's marked 120% lambs to ewes joined
Congi (TAF)	Ranked no.1 for fleece value/hd. for their team of wethers in year one of the Glen Innes wether trial. (36 teams)
Street Family (Blaxland)	Ranked no. 1 for \$/DSE. for their team of wethers in year one of the Glen Innes wether trial. (36 teams)
Taylor Family (Birahlee)	Ranked top 6 for fleece value/hd. for their team of wethers in year one of the Glen Innes wether trial. (36 teams)
Cindy Taylor	Congratulations Cindy on a dominant Benchmarking result of \$30/DSE at Longreach. Also selling a bale of 17 micron wool for \$3040 potentially the highest ever from pastoral QLD. Cindy continues to defy pundits with what she does at Longreach and is an understated industry leader
McLaren Family (Woolbrook)	Their sire Nerstane 080121 (by Yalgoo 050448) performed strongly in the Balmoral Sire Evaluation in Vic: 2nd GFW, 2nd WEC
Uruguayan users of Yalgoo 050448	Yalgoo 448 has the second most progeny on the Uruguayan data base of over 700 sires. He ranks in the top 2.5% for all indexes
Keddie Family (Scone)	Selected for exclusive Giovanni Schneider Traceability study
Users of Yalgoo 080068	Ranked 3rd on the all time Superiors Sires list. Over 1100 progeny recorded. Will improve all profit driving and cost traits simultaneously. Bullet proof WEC: -72. <b>68 topped all the indexes in the 2013 drop NE Sire Evaluation &amp; ranked no. 1 on Superfine sire list on SGA.</b>

## SOME KIND WORDS ABOUT YALGOO GENETICS

---

### Juan Perez Jones from Los Manantiales Merino stud in Uruguay.

Juan has the top ranked ram of over 700 sires on two indexes in Uruguay:

“Some breeders had used Y05448 with great success and last year Mr. Rodolfo Fernandez donated semen from this ram to evaluate at the INIA Nucleus, which confirmed his performance. I congratulate these results and by those who are achieving in your country, If I were to go to Australia I would like to visit again as we share many goals in Merino breeding”.

### Anthony Uren Manager of Congi Station (T.A. Fields).

Through Anthony’s stewardship; T.A Fields push the innovation boundaries in the pursuit of profit. We learn more from Congi than they do from us:

“Our faith in Yalgoo Genetics only grows stronger. The Nivison’s unwavering focus on production and profit is delivering real commercial outcomes to our merino enterprise. Evidenced most recently with Congi wethers producing the highest average fleece value in the 2016 Glen Innes wether trial, coupled with independent benchmarking indicating our flock is delivering Industry leading profitability.”

### Charles Downie; owner/operator of Glenelg estates- Tasmania.

We are proud to be associated with Charles and his family. Charles is a great ambassador for innovation and wool profitability.

*“I have used Yalgoo genetics almost exclusively for over 10 years. They have measurably improved the key traits that underpin the profitability of the wool flock. “*

## SALE DETAILS

---

### PLEASE BRING THIS CATALOGUE TO THE SALE

#### All Figures are ASBV’s

The actual performance of individual lots will be printed on sale day

#### Details of Ram Group from which Sale rams are drawn:

Lambled October - November 2020	Date last shorn: September 2021	Average F.D: 14.3
Age when tested: 9 months	Number tested: 323	Average CV%: 20.4
Wool Growth when tested: 9 months	Average Yield: 73	

#### FLOCK PERFORMANCE

Average Flock Fleece Diameter of whole clip at 2021 shearing: 16.1 microns. All sale lots have been independently assessed for face cover, feet, testicle circumference and tone.

#### DISCLAIMER

The vendors, family, sale staff and representatives accept no liability for accidents that may occur, although these are rare at sales, any person attending does so at their own risk.

The following is a description of the Annual offering of Yalgoo rams and an explanation of the operation of the sale.

#### STUD SIRES

Sires used in the Yalgoo Stud are turned over quickly to increase the rate of genetic progress. We believe strongly in the principle that a good sire will quickly make himself redundant through breeding better sons. As a result, a variable number of Yalgoo sires will be available at the annual sale. These sires will be sold under the Helmsman system. The details of how it works are available on the sale day.

#### FLOCK IMPROVER RAMS

Each year, the entire drop of Yalgoo rams is ranked in descending order of genetic merit on a selection index. The index ranks the rams essentially on net fleece value. The Yalgoo flock improver rams are drawn mainly from the top 40% of the drop, have minimal fault, and will sire above average progeny. These rams are penned and auctioned individually. Yalgoo flock improver rams are preferred by clients wishing to make the biggest and quickest genetic gains in their flocks.

#### FLOCK RAMS

Yalgoo flock rams are drawn from the top 60% of the drop and are available for paddock sales with performance data.

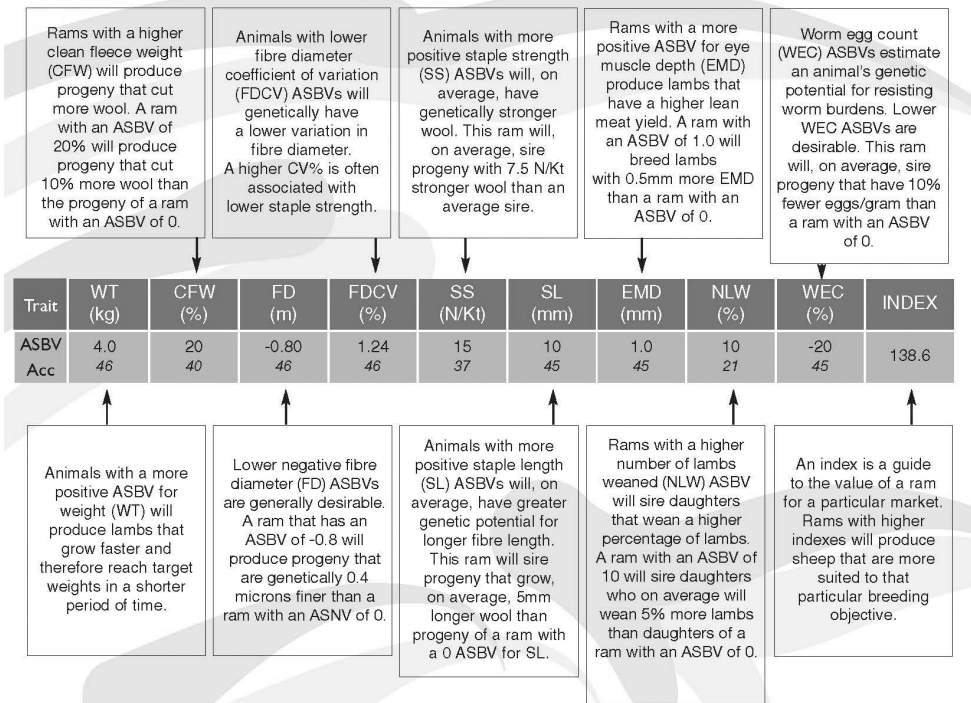
---

**TO BE ELIGIBLE** for sale, every Yalgoo ram must:

- Be free of fleece-rot, dermatitis, non-scourable colour and pigment in wool-growing areas.
- Have acceptable foot conformation.
- Have scrotal circumference of at least 28cm at sale day.
- Have firm and springy testicles of equal size and
- Free of abnormalities.
- Be accredited ovine Brucellosis free.
- Be monitored negative for ovine Johne’s disease.
- Be footrot free.
- Index 170% on Yalgoo Index



## Understanding MERINOSELECT ASBVs



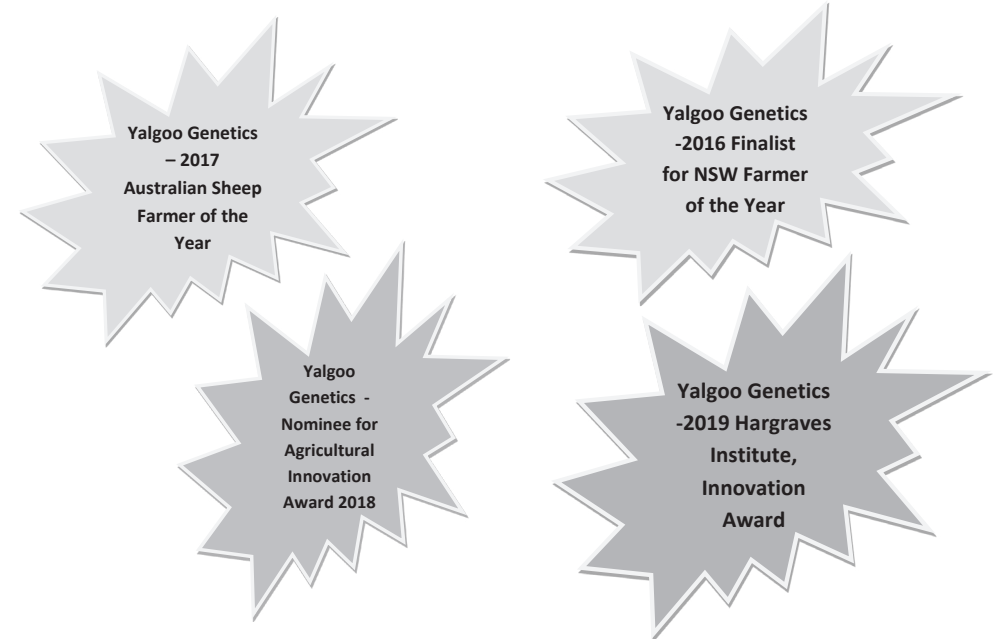
• An ASBV of 0 is the average of the 1990 drop.  
 • Note: A useful rule of thumb for converting ram ASBVs into production differences is to simply halve the ASBV (as rams contribute half the genetics of the lamb).  
 • Accuracy - published as a percentage, is a reflection of the amount of effective information that is available to calculate the ASBV. All ASBVs are now published with accuracies. The higher the percentage, the closer the ASBV is to the true breeding value of the animal. Breeding values without accuracies are Flock Breeding Values (FBVs) and can only be compared within the flock.

**For more information contact Sheep Genetics**  
**Ph: 02 6773 2948 Fax: 02 6773 2707**  
**Info@sheepgenetics.org.au www.sheepgenetics.org.au**

Sheep Genetics is a joint program of Meat & Livestock Australia Limited ABN 39 081 678 364 and Australian Wool Innovation Limited ABN 12 095 165 558



## RECENT AWARDS FOR YALGOO GENETICS



## YALGOO NEWS & EVENTS FOR 2022

- Yalgoo Semen Sales - See [www.yalgoogenetics.com.au](http://www.yalgoogenetics.com.au)
- August 8th, Yalgoo Bull Sale
- Lookout for Congi (TAF) surplus sheep for sale. An excellent opportunity to purchase merino ewes with a long history of objective measurement, predictability of performance and superior profitability
- If you are a Yalgoo client, please speak to Jock about advertising your future sheep sales in this catalogue OR on the Yalgoo Stock Exchange for free
- From February 3, Ashby (Ross- Tasmania) Private Merino Ram or surplus sheep sales. Contact Will Bennett: 0419104979
- 2022 MerinoLink Conference. A hugely popular and not to be missed industry event for progressive sheep producers.
- New England Field Days - 15th January 2022

# YALGOO FLOCK 1552

## THE YALGOO STUD

was founded in 1947 on ewes descended from the original Ohio Flock which trace back to sheep imported from WA Grubb, Scone, Tasmania, in the 1880's. For the last 45 years, mainly Yalgoo Sires have been used in the Stud.

## RANKING RAMS ON THE SELECTION INDEX

The great advantage of a selection index is that it combines all the economically important traits into a single ranking. That is, where the ram stands in relation to all the rams in his drop. THE YALGOO MERINOS SELECTION INDEX is based on estimated progeny values (ASBV's) rather than the direct performance of the ram himself. Advice from geneticists is that the ASBV rank is the best estimate of an animal's genetic merit for those traits included in the index.

This is similar in many respects to the ASBV system in beef cattle breeding and takes into account the performance of the ram's close relatives including sire, dam, and half brothers and sisters. Most sheep breeders realise that sometimes rams that are ranked highly on the basis of their own individual measurements do not perform to expectations. That is they do not breed progeny as superior as they are. Although these rams are the exception they still occur and if the accuracy of selection can be improved by taking into account their likely breeding performance, then more progress can be made. Therefore the information that we supply will include an index ranking on ASBV's.

## ADDITIONAL MEASUREMENTS

In addition to the economically important traits all Yalgoo Merino's sires and sale rams are independently appraised for secondary characters. These include:

- Face cover
- Testicle tone
- Scrotal circumference
- Pigmentation
- Foot conformation
- Wool quality

Of these, we include foot conformation scores, testicle tone scores and scrotal circumference measurements in the sale catalogue.

**Foot Conformation** – For a range of reasons, we believe it is important for merino sheep to have well conformed feet. Yalgoo merinos are scored as follows:

- Score 1 Ideal conformation with no visible signs of distortion
- Score 2 Mild distortion in one or more feet. May require trimming each year pre-mating.
- Score 3 Moderate distortion. Should be trimmed pre-mating.
- Score 4 Unacceptable, culled.

**Testicle Tone** – Research has shown a 98% correlation between testicle tone and semen quality. Yalgoo rams are scored as follows:

- Score 1 Very firm and springy. Likely to have excellent semen.
- Score 2 Firm and springy. Likely to have very good semen.
- Score 3 Soft and flabby. Semen may be suspect. Semen test if the ram is to be individually mated.
- Score 4 Very soft and flabby. Unacceptable, culled.

**Scrotal Circumference** – Research has also shown that a minimum scrotal circumference is required to be mated to at least 50 ewes. This is 28cm, as measured by a scrotal tape.

All Yalgoo rams failing to measure 28cm as one year olds are culled. There is no biological advantage for rams having testicles that measure in excess of 36cm.

\* At the same time as the testicle tone is assessed and measurements taken, the testicles are palpated for signs of injury or disease with any detectable abnormality resulting in immediate culling.

\* Yalgoo is an accredited Brucellosis free stud.

## ADDITIONAL NOTES:

(S): Scurred Animal  
(P): Polled Animal  
Y: Yalgoo Sires  
CP: Centre Plus Sire  
ANDO: Anderson  
INDEX RANK – Lots ranked by FP+ & Y-7/15

CFW% – Clean Fleece Weight percentage  
FD um (dev) – Fibre Diameter (deviation)  
CV% – Co-efficient of variation of Fibre Diameter percentage (deviation)  
BWT% – Body Weight percentage

# YALGOO FLOCK

## past..present..future

## PAST

First and Foremost, Yalgoo has and will always be predominately a commercial merino enterprise. We are basically commercial breeders that wanted to put as much pressure on commercially relevant traits to enhance our commercial ewe base, using all means possible. For the best part of the last 5 decades we have been concentrating on the objective and measurable traits that make wool growers money. The good news for our clients is that we haven't been distracted by intangible traits and fads that hinder genetic progress. This ensures that genetic progress is both measurable and assured.

Yalgoo has been measuring and selecting based on economically important traits for 41 years. In the first 25 years the Yalgoo flock went from a 21 micron flock to a 19 micron flock. Wool cuts stayed predominantly around the 4-5kg mark and body weights were fairly stagnant. Wool quality and structural traits were also improved. With the limiting technology and breeding tools available this was considered rapid genetic progress.

## PRESENT

In 1997 Yalgoo were amongst the first to embrace sheep breeding values. Yalgoo was a 19 micron flock cutting 5kgs of wool. In this new era of sheep breeding, breeders were able to set flock goals and benchmarks. Grant insisted that it was possible to aggressively reduce micron without sacrificing major economic traits like body size, fleece weight and fertility. Whilst ensuring wool and structural traits were improved. In the ten years that followed, the Yalgoo flock average was reduced from 19 micron to 16.3 and eventually to its current 15.8 micron. Fleece Values have gone from \$73 to \$101.20 over the same period. (\*Based on prices supplied by Elders 17/6/11: 2200 c/kg 16.3 micron wool and 1500c/kg 18.3 micron wool )

Wool cut, fertility and body weight remained constant up until 2008. Fleece weights have risen exponentially in the past three years with a renewed focus. We are now at the stage where we are throwing up 15 micron rams that are in the top 1% of the breed for fleece weight.

## FUTURE

As has always been the case, our goals are based around the commercial performance of our ewe flock. The stud is purely the vehicle in which to reach these goals. In the next ten years we believe the Yalgoo commercial ewe flock will be a 15 micron flock cutting 7kgs of wool. Wool quality and animal conformation will remain an integral part of the Yalgoo package. These are ambitious goals, however the genetic progress we have made in the last 10 years, suggests they are attainable. We invite you come along for the ride.

Yalgoo is an Accredited Brucellosis Free Flock and has a flock status of MN3 for Johne's disease INSPECTION prior to sale by appointment. On sale day from 9am

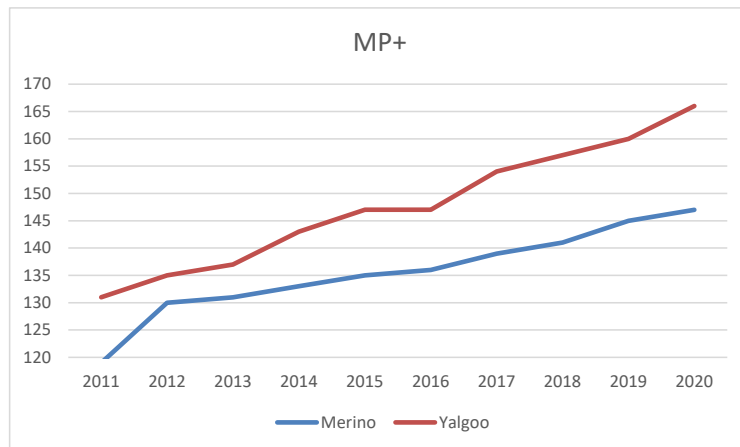
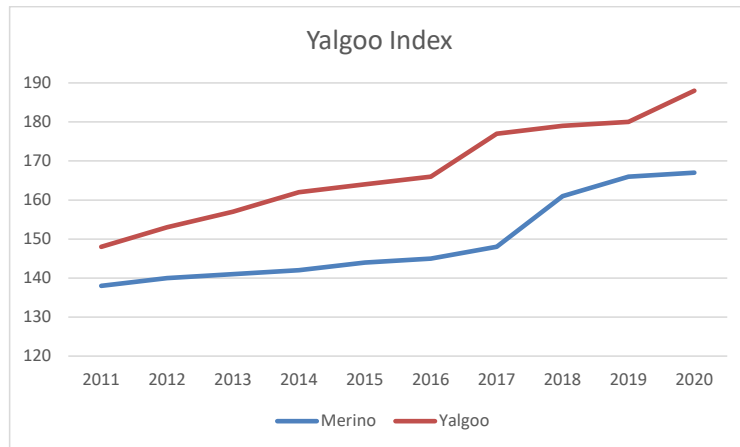


Elders Walcha ..... 02 6774 2600  
Paul Jamieson ..... 0428 667 998  
Tom Henry ..... 0409 659 877  
John Newsome ..... 0428 669 498

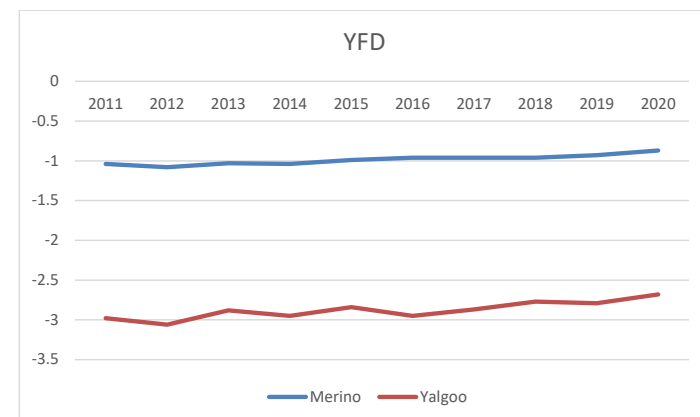
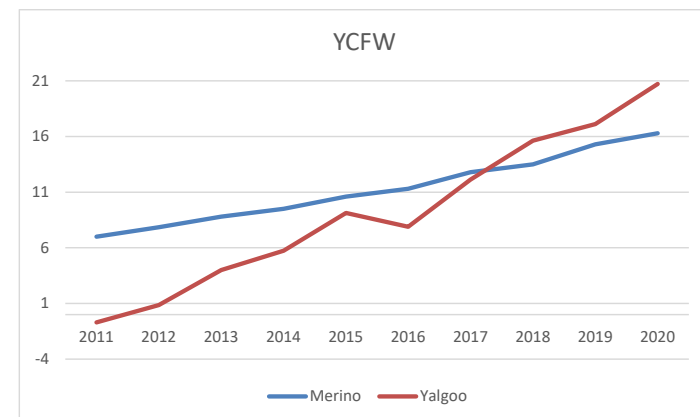
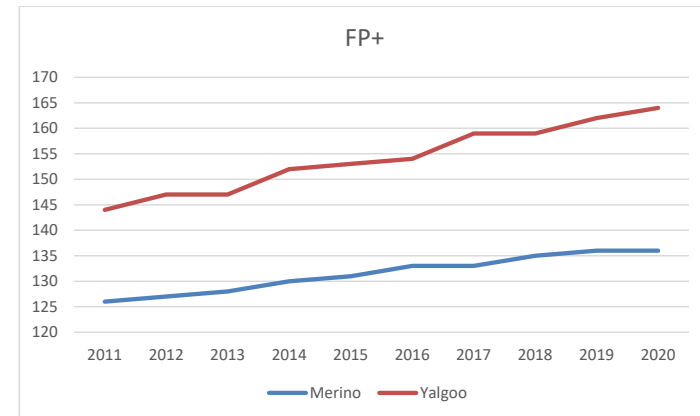


Nick Hall ..... 0436 449 033

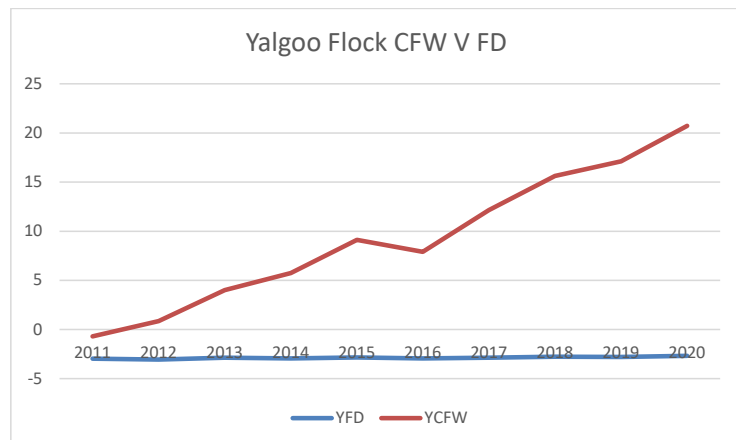
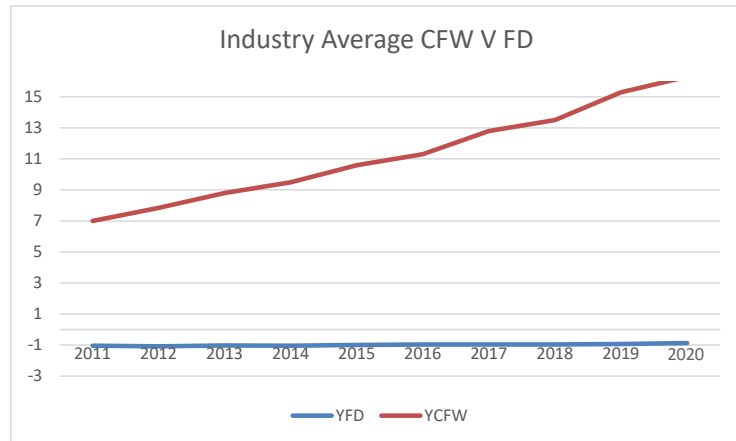
# YALGOO GENETIC TRENDS



# YALGOO GENETIC TRENDS



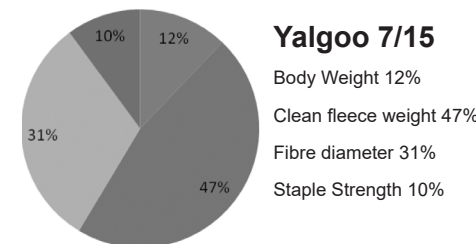
# YALGOO GENETIC TRENDS



# WELCOME TO THE YALGOO 7/15 INDEX

“The enduring aspect of this index is that it was solely designed for profit. It delivers more fleece value than any other index and is based on profitability per/ ha not per hd. It simply removes the noise surrounding profitability”

**WHAT:** The 7/15 index is custom designed to move our commercial flock as quickly as possible towards a flock that will cut 7kgs of 15 micron. The following chart demonstrates the weighting of the relevant traits that comprise the index.



**WHY:** We identified our major profit driving traits and have decided to increase genetic progress in these traits as rapidly as possible by building an index around them. These traits in order of importance in the medium term for our flock are:

1. Clean Fleece Weight
2. Fibre Diameter
3. Body Weight
4. Staple Strength

The default indexes that the industry are offering have some traits in them that we believed were dispensable at the behest of increasing the percentage of these major economic traits.

For example one of the indexes has curvature in it. We believe that this is an arbitrary trait that may or may not increase price of wool received. The latest research has shown that there is little difference in the processing qualities of high frequency crimping wool to low frequency crimping wool. In fact if anything the bolder wool processed better.

CV is the other trait that makes up a significant proportion of the default indexes. Due to the strong correlations with Staple Strength

we decided to leave CV out of the index. CV will also be controlled through sire selection and we will monitor the affect the index has on flock CV yearly. Overall on balance it was decided to leave CV out to gain more fleece weight and fibre reduction.

Net Lambs Weaned is the other trait that makes an appearance in the default indexes. This is basically a fertility trait that is directly extrapolated from body weight information. By incorporating body weight into our index we are directly increasing fertility.

The key message to understand is that the more traits that you apply to an index: the slower the genetic progress will be in each of these traits! This is why we have concentrated on what we believe are the major profit drivers.

**EFFECT:**

Our commercial wool clip in 2012 averaged 15.8 micron. Our adult commercial ewes (BW:50kg) are cutting 4.8kg of 16 micron. Our 2009(BW:60kg) drop wethers cut 5.5kg of 15.9 micron wool. This is the base from which the Yalgoo index has been worked out from. The predicted genetic response in ten years are displayed below:

Trait	Predicted Response in Yalgoo Flock in 10yrs
YWT	1.4 kg
AWT	0.8kg
YCFW	10.5 %
ACFW	11.4%
YFD	-0.7 microns
AFD	-0.8 microns
YCV	0.15%
ACV	0.30%
YSS	1.74 newtons
ASS	0.78 newtons



**IMPORTANT NOTE:** These genetic responses are conservative because they don't incorporate any other flock management strategies you might be implementing to reach flock goals. For example you may be indexing your commercial ewe base as well as your ram breeding core. Therefore more selection pressure is being applied and genetic progress increases.

Other factors that may increase genetic progress are the amount of data being collected and the flock linkage.

Incorporating the other management strategies used at Yalgoo, we have been advised by geneticists that our rate of genetic gain should be much higher than the predicted response shown above.

## FAQ's:

**Q: "Why are there no carcase or WEC traits included in the index"**

A: Once again the more traits that you apply to an index: the slower the genetic progress will be in each of these traits.

The carcase value of a merino ewe in a wool growing enterprise as a percentage of its lifetime income is only around 15%. This income is also 100% derived from body weight. No wool enterprise that I know, is being paid on a grid for the carcase characteristics of their ewes or wethers. Therefore by using the Y-7/15 index we are still increasing carcase value by increasing body weight, through its inclusion in the index and because of BW's high correlation to CFW.

To move WEC negatively enough to have a significant economic bearing in terms of reduced drenching costs, the index would have to be strongly weighted towards WEC. This reduces the amount of genetic pressure we can put on the key profit driving traits. WEC is being controlled through sire selection and ensuring only proven resistant rams are infused into the flock.

**Q: "What will happen to my flock if it doesn't mirror Yalgoo's starting base flock?"**

A: If your flock is considerably stronger and you start selecting Yalgoo rams on the Y-7/15 index you will still experience a rapid reduction in micron. This is because our base micron is still extremely low and the rams being sold will still

be genetically fine.

Also the fact that this index is heavily based on fibre diameter reduction means that the high indexing rams are generally the finer sheep. They will just have higher GFW.

Simply speaking if you select Yalgoo rams on the Y-7/15 index your flock will end up mirroring our current flock. When it reaches that level, it will then head towards the 7-15 goal.

**Q: "Why is 15 micron used as a flock goal?"**

A: We have used 15 micron as a flock goal for a few reasons.

1. Research shows that 15 micron fabric has ideal processing qualities. Therefore comparative premiums should logically be most pronounced at around 15 micron. A 15 micron flock average, means that we will still have large quantities of sub 14 micron wool to capture any niche premiums.
2. By only having to decrease flock micron by 0.8 we can put more emphasis on increasing fleece weight.

## FIBRE PRODUCTION PLUS INDEX FP+

Although the Y 7/15 index is now driving genetic progress within the Yalgoo flock, we have included the Fibre Plus Index so you can compare the genetic merit of our sale rams against the industry as a whole.

You may have noticed that SGA also publish a Fibre Production (FP) index. The only difference is that the FP+ takes more traits into account. So the producers that are measuring a greater variety of traits are having their sheep ranked on the FP+ index as well as the FP index.

**WHAT:** "The Fibre Production (FP & FP+) indexes rank animals on their ability to produce merinos for a wool production operation."

**WHO:** "The index is aimed at those producers whose majority of sheep income come from their wool clip. It is for self-replacing merino flocks who keep their wethers as part of their wool producing flock."

**EFFECT:** The following table demonstrates the genetic gain a producer would gain by using the FP+ index for 10 years.

Trait	Likely Response	Contribution to economic gain (%)
Fleece weight	+2.8%	11%
Fibre diameter	-1.3 microns	47%
Body weight	+1.1kg	1%
CV of FD	-0.9%	3%
Staple strength	+4.6 N.ktex	29%
Worm egg count	-12%	2%
Curvature	+1.8 Deg/mm	1%
Number of lambs weaned	+3%	6%

## TRIAL DATA

## NOTES

### CONSOLIDATED GLEN INNES WETHER TRIAL DATA 2016, 2017, 2018 FROM 39 TEAMS

2016 Group Average (\$/hd)	2016 Yalgoo Blood Average (\$/hd)	2017 Group Average (\$/hd)	2017 Yalgoo Blood Average (\$/hd)	2018 Group Average (\$/hd)	2018 Yalgoo blood Average (\$/hd)
41.71	47.48	59.78	68.58	69.66	76.80

*“Thankyou and congratulations to our valued clients for testing Yalgoo genetics against the industry”*

---



---



---



---



---



---



---



---



---



---



---



---



---



---



---



---



---



---



---



---



---



---



---



---

Lot No.	Tag No	Horn	Sire	FP+	MP+	Y-7/15	CFW%	FD um (dev)
1	380	P	CP379	174	176	193	18.0	-2.9
2	424	S	Y1670	171	176	201	23.0	-3.3
3	217	P	ANDO	169	177	190	31.0	-2.1
4	237	P	Y18002	175	179	211	23.0	-3.7
5	393	P	CP379	179	197	208	36.0	-1.7
6	259	P	CP350	176	189	206	27.0	-1.8
7	548	P	Y18006	177	174	204	22.0	-3.5
8	410	P	CP379	172	187	199	23.0	-1.9
9	21	H	Y313	173	178	207	31.0	-2.0
10	605	S	Y17537	166	177	202	32.0	-1.7
11	572	P	Y18006	163	173	197	27.0	-1.9
12	520	S	Y1670	185	189	211	26.0	-3.3
13	142	P	Y18002	180	177	206	24.0	-3.5
14	86	P	Y313	164	165	194	23.0	-2.5
15	525	S	Y1670	171	174	193	23.0	-2.8
16	484	S	Y1670	176	176	196	23.0	-3.5
17	332	P	Y1655	177	177	203	25.0	-3.4
18	470	S	Y1670	182	190	208	34.0	-1.8
19	369	P	CP379	155	158	176	15.0	-2.6
20	683	P	Y18252	155	161	179	20.0	-1.5
21	517	P	Y1670	150	150	165	17.0	-2.9
22	224	H	ANDO	162	162	183	31.0	-1.5
23	226	H	ANDO	177	183	203	33.0	-1.6
24	263	H	CP350	165	178	190	26.0	-1.6
25	101	H	Y313	174	176	205	25.0	-3.0

CV% (dev)	YWT	SS (Nktex)	YEMD	YFAT	Y wec.	Purchaser	\$
-3.0	6.8	4.0	0.4	1.2	-50		
-0.7	5.2	-2.0	-0.8	-0.8	-9		
-0.7	3.7	-1.7	1.4	0.4	-69		
-1.2	6.9	-3.1	-0.1	-0.3	-13		
-0.8	5.7	1.7	0.8	1.1	-21		
-1.8	10.0	3.9	0.7	1.0	-23		
-0.9	2.4	2.7	-0.5	-0.3	-40		
-0.8	8.8	1.3	0.7	0.9	-52		
-1.6	3.3	2.3	-0.1	-0.3	-16		
-0.5	6.2	-0.9	-0.6	-0.6	-23		
-1.8	9.9	2.5	-0.2	0.1	-20		
-0.9	3.0	1.7	0.9	-0.2	-30		
-2.3	3.1	-0.5	0.5	-0.2	-23		
-1.9	5.0	1.3	-0.2	0.0	-28		
-2.0	3.5	2.3	-0.1	-0.4	-16		
-1.3	3.8	-2.8	0.4	-0.6	-48		
-1.3	4.9	-1.3	1.1	1.6	-73		
-2.7	3.3	6.5	1.8	0.6	-26		
-0.5	5.5	-1.9	-0.4	0.1	-40		
-2.7	11.2	1.1	1.5	1.6	-44		
-1.0	1.2	-4.9	0.6	0.0	-11		
-1.2	6.1	-0.3	-0.1	0.2	-82		
-0.8	0.6	7.5	0	-0.5	-66		
-1.3	6.5	2.1	1.6	0.9	-17		
-1.1	4.0	1.0	-0.6	-0.3	-15		

Genotyped 	Top 5%
Top 1% 	Top 20%

Lot No.	Tag No	Horn	Sire	FP+	MP+	Y-7/15	CFW%	FD um (dev)
26	52	P	Y313	168	168	192	22.0	-2.6
27	123	H	Y18002	181	189	220	25.0	-3.2
28	387	P	CP379	185	204	219	34.0	-2.1
29	257	P	Y1655	157	155	179	20.0	-3.1
30	353	S	Y18465	192	194	224	28.0	-4.1
31	115	S	Y18002	174	171	200	17.0	-3.9
32	618	S	Y17537	170	174	200	32.0	-1.7
33	302	P	Y1655	160	156	184	20.0	-2.8
34	623	S	Y17537	172	173	197	27.0	-1.9
35	323	S	Y1655	174	171	201	22.0	-3.2
36	66	P	Y313	176	175	201	21.0	-3.0
37	463	S	Y1670	167	166	191	21.0	-2.5
38	535	S	Y18006	164	164	191	20.0	-2.7
39	199	S	Y18465	170	180	202	25.0	-3.0
40	411	S	CP379	171	178	191	19.0	-2.4
41	32	S	Y313	164	166	193	21.0	-2.3
42	585	H	Y17537	179	179	199	25.0	-3.2
43	631	P	Y17537	180	184	209	32.0	-2.7
44	482	S	Y1670	165	162	179	19.0	-3.2
45	89	P	Y313	170	168	197	26.0	-2.5
46	472	P	Y1670	161	155	175	10.0	-4.0
47	524	S	Y1670	159	159	175	16.0	-2.1
48	108	S	Y18002	175	175	201	19.0	-3.3
49	682	P	Y18252	172	183	199	31.0	-1.7
50	398	P	CP379	176	191	207	33.0	-2.2


CV% (dev)	YWT	SS (Nktex)	YEMD	YFAT	Y wec.	Purchaser	\$
-0.5	1.2	1.6	0.7	0.2	-32		
-1.8	7.6	2.7	-0.4	0.1	15		
-1.5	7.3	1.8	-0.8	0.3	-5		
-0.5	2.1	-1.3	1.6	1.3	-37		
-1.6	3.4	-0.2	-0.1	-0.7	-15		
-0.1	4.2	-4	-0.7	0.2	-41		
-1.5	2.3	4.7	-0.7	-0.3	-41		
-2.1	3.2	1.9	1.5	0.8	-49		
-1.5	3.1	2.1	-1	-0.3	-54		
-2.0	3.2	4.8	0.1	0.5	-31		
-3.4	4.7	2.1	0.4	0.7	-15		
-0.9	2.9	2.4	0.5	-0.9	-31		
-1.7	3.3	2.2	1.1	0.3	0		
-1.0	4.8	-1.0	1.1	-0.1	42		
-2.5	5.7	3.6	0.1	0.9	-13		
-3.0	9.1	2.8	0.4	0.5	-23		
-2.1	1.3	2.6	1.4	0.4	-12		
-1.0	0.8	1.8	0.7	0.5	-36		
-2.4	0.6	0.4	0	-0.4	-24		
-2.2	2.7	2.4	-0.2	0.7	-41		
-1.4	1.4	-2.0	0.7	-0.2	-18		
-2.5	3.3	4.2	0.6	0.0	-23		
-1.2	3.8	-0.4	-1.4	-0.6	-35		
-2.0	9.2	-1.7	0.6	1.0	-61		
-2.3	7.2	0.3	-0.6	0.2	-4		


Lot No.	521	Horn	Sire	FP+	MP+	Y-7/15	CFW%	FD um (dev)
51	521	P	Y1670	168	172	191	29.0	-2.9
52	239	S	Y17537	174	178	201	23.0	-3.2
53	680	H	Y18252	172	173	193	22.0	-3.4
54	118	H	Y18002	165	157	184	8.0	-3.7
55	147	S	Y18002	165	163	194	17.0	-3.3
56	581	P	Y18006	156	158	183	23.0	-2.2
57	342	P	Y1655	166	159	189	21.0	-2.9
58	653	S	Y18252	177	180	203	20.0	-3.0
59	164	H	Y18465	164	168	188	21.0	-3.6
60	657	S	Y18252	172	175	195	20.0	-2.5
61	360	P	CP379	168	175	185	19.0	-2.2
62	597	H	Y17537	178	181	207	33.0	-2.6
63	113	P	Y18002	183	182	206	17.0	-4.1
64	504	P	Y1670	174	177	193	24.0	-3.2
65	163	S	Y18465	159	164	181	22.0	-3.1
66	88	S	Y15313	166	162	191	26.0	-2.3
67	227	P	Y17537	181	180	207	25.0	-2.9
68	591	H	Y17537	181	188	213	36.0	-2.4
69	197	H	Y18465	160	164	182	22.0	-3.4
70	261	S	CP350	158	174	180	24.0	-1.2
71	471	P	Y1670	162	166	185	28.0	-2.8
72	648	P	Y18252	160	168	184	20.0	-2.3
73	282	S	CP350	177	189	204	19.0	-2.4
74	476	P	Y1670	175	175	194	25.0	-2.9
75	299	P	Y1655	174	170	197	22.0	-3.3

CV% (dev)	YWT	SS (Nktex)	YEMD	YFAT	Y wec.	Purchaser	\$
-0.9	3.7	-3.7	0.7	0.5	-61		
0.3	1.9	-1.3	0	0.1	-17		
-1.3	4.5	-4.1	0.8	0.6	-53		
-1.8	2.7	3.3	0.3	0.1	-13		
-1.1	2.5	1.4	0.1	0.0	2		
-1.8	1.6	1.5	0.1	0.4	-7		
-2.5	2.5	3.7	1.2	0.9	-50		
-1.9	7.2	1.7	0.5	1.3	-34		
0.9	5.0	-6.0	-0.3	-0.7	-20		
-1.4	6.4	3.0	-0.3	0.7	-44		
-2.0	5.8	2.3	0.6	1.2	-32		
-0.6	0.2	0.6	0.2	0.3	-41		
-1.4	2.8	1.6	0.2	0.3	-41		
-1.3	1.6	-2.5	0.5	-0.4	-43		
-0.3	1.8	-3.5	0.8	-0.2	-7		
-1.3	0.0	0.9	0.8	0.2	-57		
-1.9	3.8	2.0	-1.1	-0.3	-48		
-0.2	0.4	2.1	-0.2	0.0	-33		
-0.4	2.3	-5.5	0.6	-0.4	-11		
-2.8	9.9	2.6	1.2	1.1	-13		
-1.0	3.9	-4.7	0.3	-0.8	-43		
-2.3	9.5	-2.2	0.7	0.9	-31		
-2.7	9.1	6.5	0.9	0.6	-6		
-2.1	0.8	2.1	1.3	0.1	-44		
-1.4	2.5	0.0	1.4	1.4	-41		

Lot No.	Tag No	Horn	Sire	FP+	MP+	Y-7/15	CFW%	FD um (dev)
76	25	H	Y313	173	173	207	22.0	-2.5
77	507	P	Y1670	174	172	189	19.0	★-3.5
78	570	H	Y18006	169	173	200	24.0	★-3.2
79	422	S	CP379	★176	187	199	25.0	-2.3
80	691	S	Y18252	174	184	197	22.0	-2.7
81	49	H	Y313	★183	185	216	24.0	-3.1
82	185	P	Y18465	169	175	196	23.0	★-3.4
83	116	P	Y18002	171	169	195	14.0	★-3.5
84	156	P	Y18465	153	160	176	22.0	-2.2
85	136	H	Y18002	171	175	202	25.0	★-3.2
86	181	S	Y18465	150	155	173	21.0	-3.0
87	547	P	Y18006	★177	★190	222	34.0	-2.9
88	658	H	Y18252	175	180	195	14.0	★-3.3
89	423	H	CP379	168	176	188	26.0	-1.2
90	577	S	Y18006	154	163	182	19.0	-2.5

CV% (dev)	YWT	SS (Nktex)	YEMD	YFAT	Y wec.	Purchaser	\$
-1.7	7.5	2.4	-0.2	0.3	-24		
-2.2	1.5	1.1	-0.2	-0.5	-51		
-0.3	4.3	-4.1	-0.4	0.2	-17		
-2.7	6.7	2.4	0.7	1.3	-19		
-2.2	7.9	1.2	0.6	0.3	-25		
-1.0	6.2	2.4	-1.2	-0.6	-28		
-0.6	3.7	-2.0	-0.1	-1.0	13		
-1.6	7.6	-0.7	0.9	0.6	-53		
-1.1	3.9	-2.8	-0.1	-0.5	3		
-0.2	3.2	-3.9	-1.2	-0.6	-19		
0.6	0.5	-6.0	-0.8	0.5	14		
-1.1	5.4	0.3	0.2	-0.3	72		
-2.1	10.7	-1.9	0.4	0.8	-38		
-2.7	5.4	5.7	0.6	0.8	-20		
-0.6	6.7	-1.0	0.1	0.0	2		

Genotyped 

Top 1% 

Top 5%

Top 20%

## ACCOMMODATION

WALCHA MOTEL 6777 2599  
 NEW ENGLAND HOTEL MOTEL 6777 2532

## STRUCTURAL DATA 2022

LOT	FACE	PIGMENT	FEET	TONE	SCROTAL SIZE (CM) 31/10/2021)
1	1	2	3	1	35
2	1	1	2	1	32
3	1	2	1	1	40
4	1	1	2	1	36
5	1	2	1	2	31.5
6	1	1	2	1	38
7	1	1	1	1	30
8	1	2	2	2	34
9	1	1	2	1	37
10	1	1	3	1	34
11	1	1	2	1	34
12	1	2	2	1	32
13	1	1	3	1	31
14	1	1	2	1	30
15	1	1	2	1	33
16	1	1	3	1	31
17	1	1	3	1	35
18	1	1	2	1	35
19	1	2	2	1	31.5
20	1	2	3	1	35
21	1	1	1	1	30
22	1	3	1	1	35.5
23	1	1	2	1	34
24	1	1	3	1	35
25	1	1	2	1	33
26	1	1	2	1	33
27	1	2	2	1	36
28	1	2	2	1	34
29	1	2	2	1	32
30	1	2	2	1	32
31	1	1	2	1	32
32	1	1	2	1	33.5
33	1	3	3	1	30
34	1	2	2	1	32
35	1	1	2	1	35.5
36	1	2	2	1	32
37	1	1	2	1	31
38	1	2	2	1	31.5
39	1	1	1	1	30
40	1	3	3	1	34
41	1	2	2	1	33.5
42	1	3	2	1	33.5
43	1	3	2	1	32
44	1	1	2	1	34
45	1	1	1	1	32.5

## STRUCTURAL DATA 2022

LOT	FACE	PIGMENT	FEET	TONE	SCROTAL SIZE (CM) 31/10/2021)
46	1	1	2	1	32
47	1	1	2	1	33
48	1	1	2	1	36
49	1	3	1	1	36
50	1	2	2	1	32.5
51	1	1	2	1	35
52	1	1	2	1	32
53	1	1	2	2	28
54	1	3	3	1	34
55	1	1	2	1	31.5
56	1	1	1	1	29
57	1	1	2	1	33
58	1	3	3	1	34
59	2	1	3	2	35
60	2	1	2	3	32
61	1	2	3	1	32
62	1	1	2	1	34
63	1	1	2	1	32.5
64	1	2	2	1	30.5
65	1	1	3	1	32
66	1	1	3	1	32
67	1	2	3	1	31
68	1	2	2	1	33
69	1	1	2	1	34
70	1	1	3	1	34
71	1	2	2	1	34
72	1	3	1	1	33
73	1	2	2	1	37.5
74	1	3	2	1	33
75	1	1	1	1	33.5
76	2	1	1	1	34
77	1	1	1	1	30
78	1	1	2	1	32
79	1	1	3	1	34
80	1	2	2	1	33
81	1	1	2	1	33
82	1	1	2	1	33
83	1	2	2	1	33.5
84	1	1	2	2	32
85	1	1	2	2	33
86	1	1	2	1	34
87	1	1	2	1	34
88	1	1	3	1	34
89	1	2	3	1	33
90	1	1	2	2	28

# BUYERS INSTRUCTION SLIP

## YALGOO RAM SALE Saturday 29th January 2022

No verbal instructions will be accepted

Name .....

Address .....

Postcode .....

Phone ..... Fax .....

Email ..... @ .....

### Please Account Direct or:

To my Agent who is .....

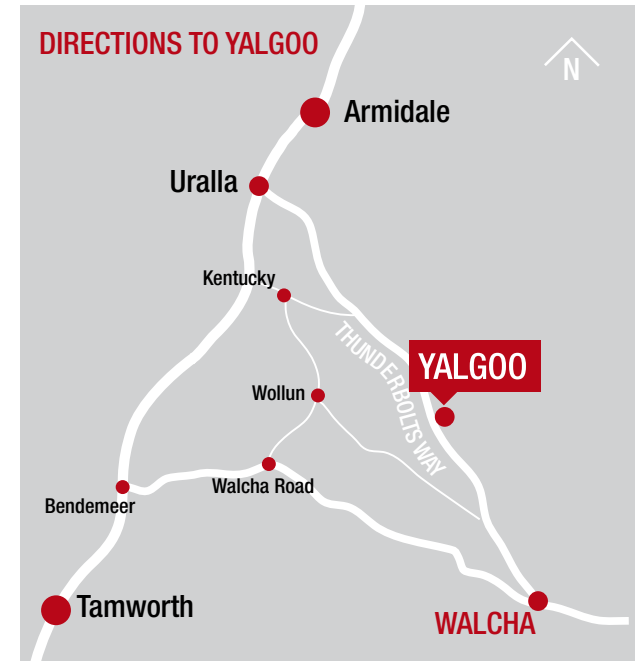
Lots purchased .....

Transport arrangements .....

Insurance:  12 months  6 months  3 months

Signature of Buyer .....

**Special note to Buyers:** In the interest of buyers, and to prevent the occurrence of mistakes, all instructions concerning the delivery of stock must be given in writing and signed by the buyer or their representative.



4% commission to outside agents



Yalgoo Partnership - Jock Nivison

Phone: 0497 762 977

[jock@yalgoogenetics.com.au](mailto:jock@yalgoogenetics.com.au) [www.yalgoogenetics.com.au](http://www.yalgoogenetics.com.au)



**M**EANWHILE ...

SO... WHAT'S THIS WEEK'S  
TREND IN MERINO  
BREEDING?



**THE ULTIMATE  
IN MERINO  
PROFITABILITY**

- ★ EXTREME FLEECE VALUE -TOP 4% FD TOP 25% CFW
- ★ LOWER COST OF PRODUCTION - WHITE, WEATHER RESISTANT WOOL. TOP 35% WEC & NON-MUELED FOR 6 YEARS
- ★ EARLY GROWTH - 2019 DROP WETHER LAMBS AVERAGED 25KG CARCASE WEIGHT
- ★ AGGRESSIVE BREEDING PROGRAM- STUD EWES ARE ANNUALLY DRAWN FROM 4000 TO 5000 INDEXED EWES

**33RD  
YALGOO  
RAM SALE**

**29TH  
JANUARY  
2022**



[YALGOOGENETICS.COM.AU](http://YALGOOGENETICS.COM.AU)

JOCK NIVISON: 0497 762 977 • GRANT NIVISON: 02 6777 2525  
[JOCK@YALGOOGENETICS.COM.AU](mailto:JOCK@YALGOOGENETICS.COM.AU)